

JUDYMICHAELIS
Personal attention. Proven results.

COLDWELL BANKER
Residential Brokerage
472 Riverside Avenue
Westport, CT 06880

judym@optonline.net
www.judymichaelis.com
203.247.5000

Darien, Connecticut
August 2011

Market Profile & Trends Overview

	Month	Trending versus*:				Trending versus*:		
		LM	L3M	PYM	LY	YTD	Prior YTD	Prior Year
Median List Price of all Current Listings	\$1,459,500	1%		-2%				
Average List Price of all Current Listings	\$2,052,988	0%		-10%				
August Median Sales Price	\$1,285,000	-15%	-7%	2%	2%	\$1,350,000	7%	7%
August Average Sales Price	\$1,537,458	-11%	-3%	-1%	-2%	\$1,575,793	-1%	-0%
Total Properties Currently for Sale (Inventory)	170	-7%		7%				
August Number of Properties Sold	24	9%		-14%		145	-19%	
August Average Days on Market (Solds)	101	-1%	-9%	2%	-22%	125	-6%	-3%
Asking Price per Square Foot (based on New Listings)	\$485	-1%	-6%	-0%	-5%	\$510	-1%	0%
August Sold Price per Square Foot	\$453	-6%	-4%	1%	-3%	\$465	-1%	-0%
August Month's Supply of Inventory	7.1	-15%	3%	25%	-50%	14.5	7%	2%
August Sale Price vs List Price Ratio	94.2%	-7%	-3%	-1.9%	-0%	93.7%	-4%	-5%

* LM=Last Month / L3M=Last 3 Months / PYM=Same Month Prior Year / LY=Last Year (2010) / YTD = Year-to-date | Arrows indicate if Month / YTD values are higher (up), lower (down) or unchanged (flat)

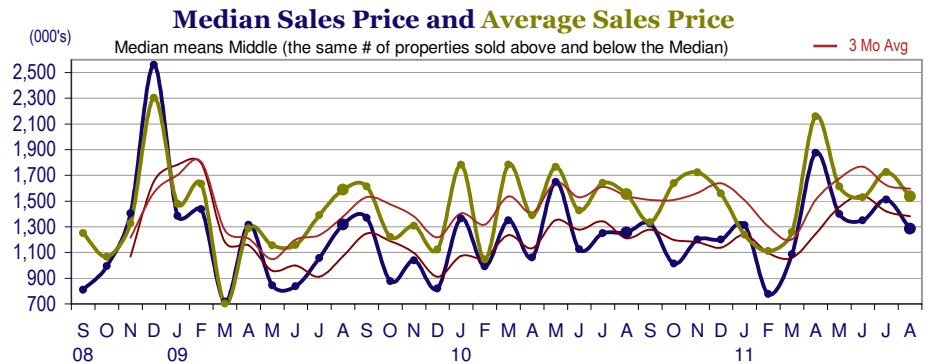
Property Sales

August Property sales were 24, down 14.3% from 28 in August of 2010 and 9.1% higher than the 22 sales last month. August 2011 sales were at a mid level compared to August of 2010 and 2009. August YTD sales of 145 are running 19.4% behind last year's year-to-date sales of 180.



Prices

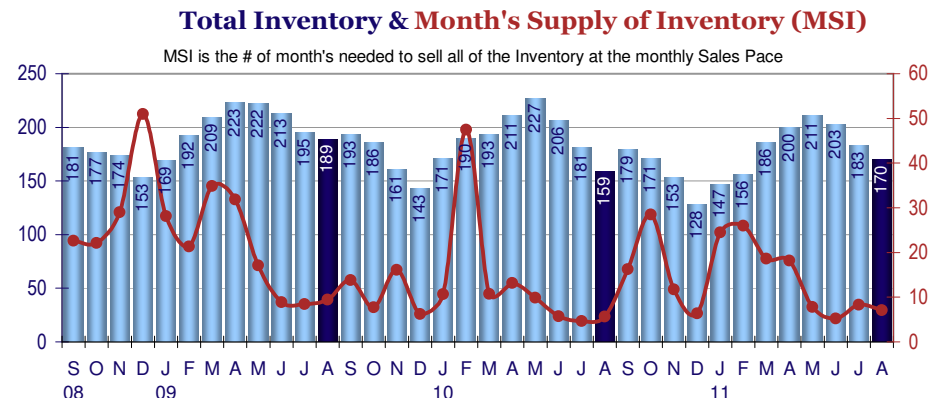
The Median Sales Price in August was \$1,285,000, up 2.4% from \$1,255,000 in August of 2010 and down 15.0% from \$1,512,500 last month. The Average Sales Price in August was \$1,537,458, down 1.1% from \$1,554,018 in August of 2010 and down 10.9% from \$1,725,114 last month. August 2011 ASP was at the lowest level compared to August of 2010 and 2009.




Inventory & MSI

The Total Inventory of Properties available for sale as of August was 170, down 7.1% from 183 last month and up 6.9% from 159 in August of last year. August 2011 Inventory was at a mid level compared with August of 2010 and 2009.

A comparatively lower MSI is more beneficial for sellers while a higher MSI is better for buyers. The August 2011 MSI of 7.1 months was at a mid level compared with August of 2010 and 2009.





JUDYMICHAELIS
Personal attention. Proven results.

COLDWELL BANKER
Residential Brokerage
472 Riverside Avenue
Westport, CT 06880

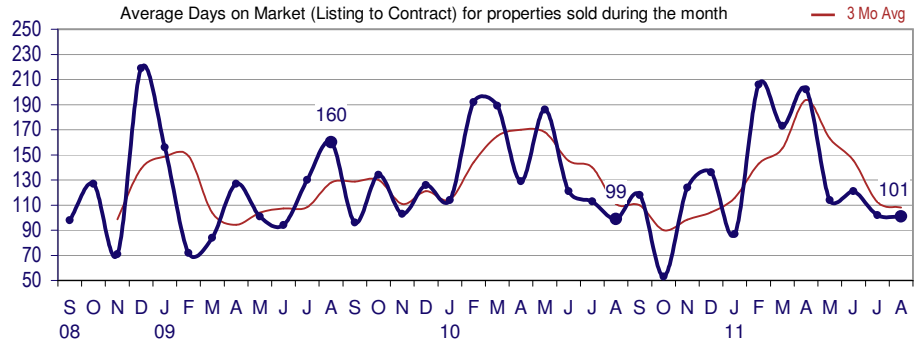
judym@optonline.net
www.judymichaelis.com
203.247.5000

Darien, Connecticut
August 2011

Market Time

The average Days On Market (DOM) shows how many days the average Property is on the market before it sells. An upward trend in DOM tends to indicate a move towards more of a Buyer's market, a downward trend a move towards more of a Seller's market. The DOM for August was 101, down 1.0% from 102 days last month and up 2.0% from 99 days in August of last year. The August 2011 DOM was at a mid level compared with August of 2010 and 2009.

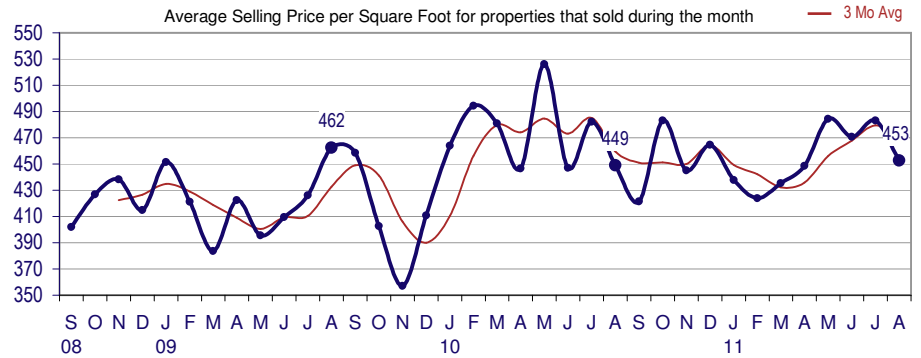
Days On Market for Sold Properties



Selling Price per Square Foot

The Selling Price per Square Foot is a great indicator for the direction of Property values. Since Median Sales Price and Average Sales price can be impacted by the 'mix' of high or low end Properties in the market, the selling price per square foot is a more normalized indicator on the direction of Property values. The August 2011 Selling Price per Square Foot of \$453 was down 6.3% from \$483 last month and up 0.8% from 449 in August of last year.

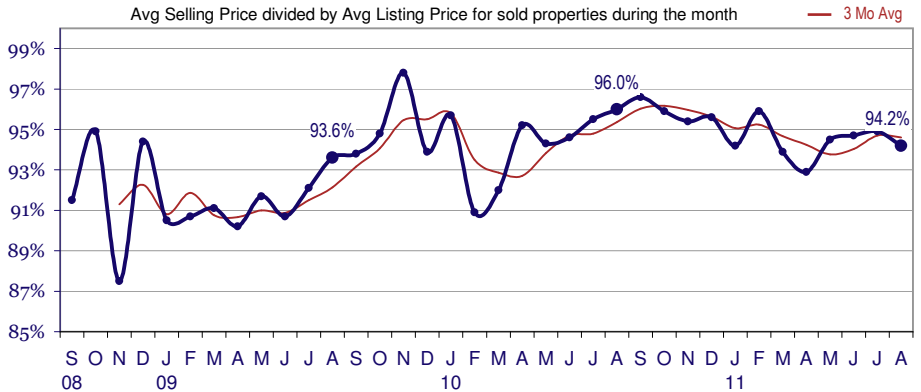
Selling Price per Square Foot



Selling Price vs Original Listing Price

The Selling Price vs Original Listing Price reveals the average amount that Sellers are agreeing to come down from their original list price. The lower the ratio is below 100% the more of a Buyer's market exists, a ratio at or above 100% indicates more of a Seller's market. The August 2011 Selling Price vs Original List Price of 94.2% was down from 94.9% last month and down from 96.0% in August of last year.

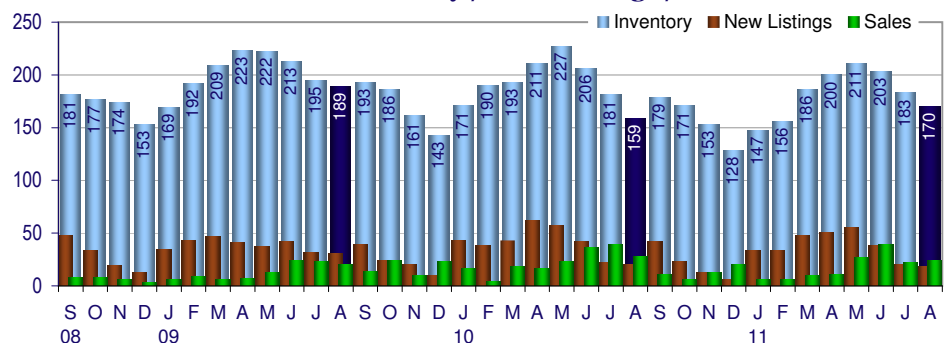
Selling Price versus Listing Price Ratio




Inventory / New Listings / Sales

This last view of the market combines monthly inventory of Properties for sale along with New Listings and Sales. The graph shows the basic annual seasonality of the market as well as the relationship between these items. The number of New Listings in August 2011 was 18, down 10.0% from 20 last month and down 10.0% from 20 in August of last year.

Inventory / New Listings / Sales





JUDY MICHAELIS
 Personal attention. Proven results.

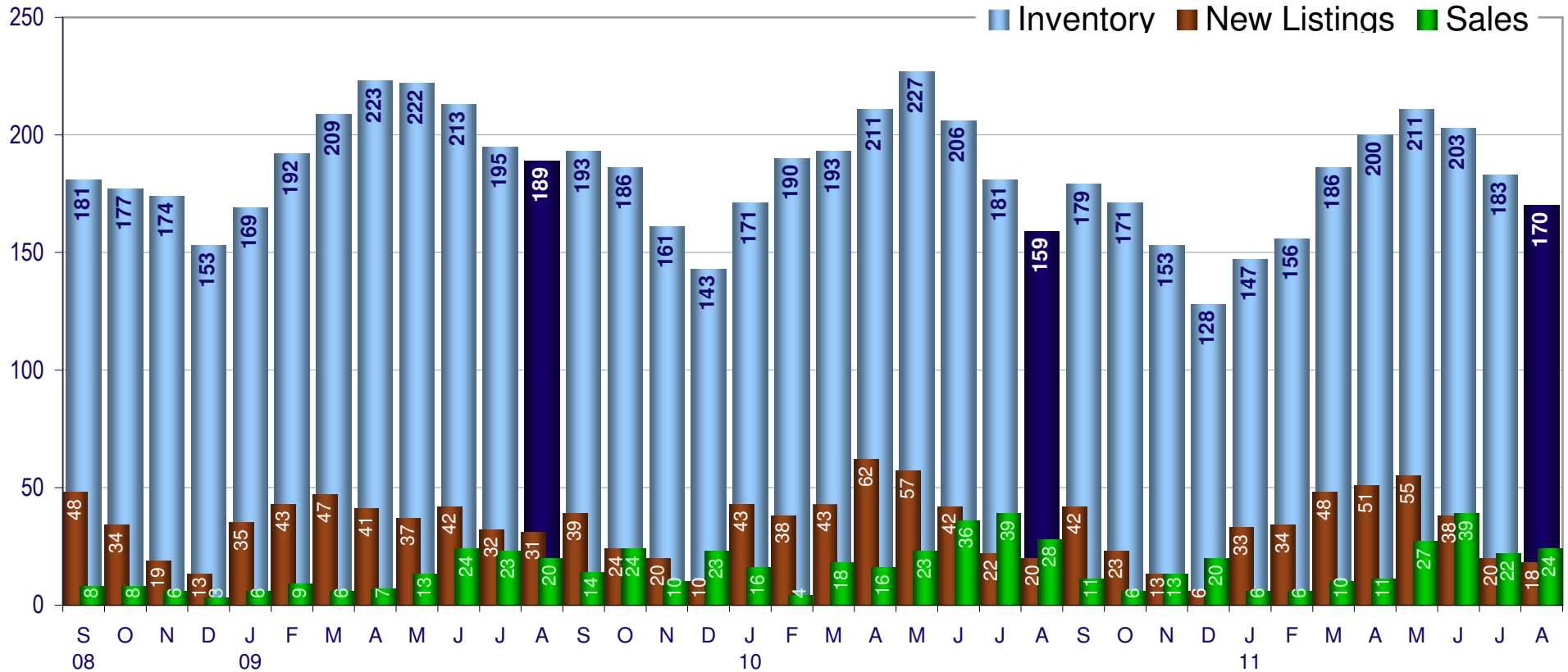
COLDWELL BANKER
 Residential Brokerage
 472 Riverside Avenue
 Westport, CT 06880

judym@optonline.net
 www.judymichaelis.com
 203.247.5000

Darien, Connecticut
 August 2011

Inventory / New Listings / Sales

This last view of the market combines monthly inventory of Properties for sale along with New Listings and Sales. The graph shows the basic annual seasonality of the market as well as the relationship between these items. The number of New Listings in August 2011 was 18, down 10.0% from 20 last month and down 10.0% from 20 in August of last year.



Copyright © | Price Range: All | Property Types: Single Family - Condo - TwnHm

Data is provided courtesy of Greater Fairfield County CMLS, Inc. and may not reflect all relevant real estate activity. does not warrant or guarantee

does not warrant or guarantee the accuracy of this information. It is the responsibility of any buyer or seller to verify any and all information relevant to such consumer's real estate transaction.