



**JUDYMICHAELIS**  
Personal attention. Proven results.

COLDWELL BANKER  
Residential Brokerage  
472 Riverside Avenue  
Westport, CT 06880

judym@optonline.net  
www.judymichaelis.com  
**203.247.5000**

Wilton, Connecticut  
November 2010

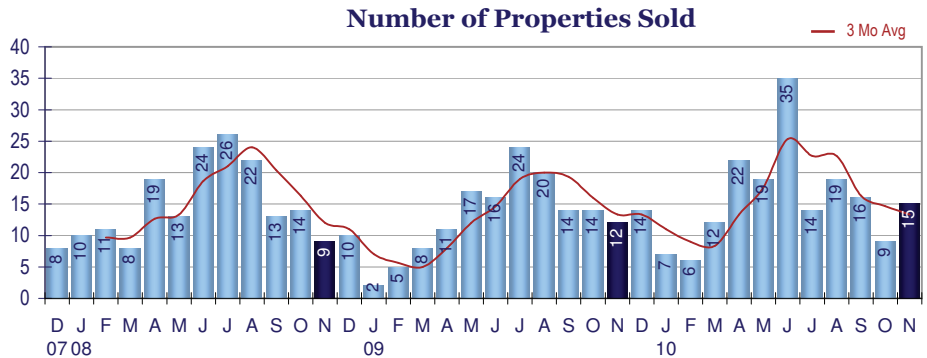
**Market Profile & Trends Overview**

	Month	Trending versus*:				YTD	Trending versus*:	
		LM	L3M	PYM	LY		Prior YTD	Prior Year
Median List Price of all Current Listings	\$849,500	2%		1%				
Average List Price of all Current Listings	\$1,085,665	-2%		-3%				
November Median Sales Price	\$760,000	-16%	0%	19%	9%	\$745,000	10%	6%
November Average Sales Price	\$808,667	-6%	-4%	31%	-5%	\$814,018	-4%	-5%
Total Properties Currently for Sale (Inventory)	168	-19%		14%				
November Number of Properties Sold	15	67%		25%		174	22%	
November Average Days on Market (Solds)	115	19%	-3%	-28%	-7%	111	-10%	-10%
Asking Price per Square Foot (based on New Listings)	\$318	7%	10%	6%	1%	\$302	-4%	-4%
November Sold Price per Square Foot	\$255	-14%	-9%	-4%	-5%	\$274	1%	1%
November Month's Supply of Inventory	11.2	-52%	-30%	-9%	-48%	15.1	-34%	-30%
November Sale Price vs List Price Ratio	95.5%	1.9%	1.3%	2.7%	1.9%	94.2%	.5%	.6%

\* LM=Last Month / L3M=Last 3 Months / PYM=Same Month Prior Year / LY=Last Year (2009) / YTD = Year-to-date | Arrows indicate if Month / YTD values are higher (up), lower (down) or unchanged (flat)

**Property Sales**

November Property sales were 15, up 25.0% from 12 in November of 2009 and 66.7% higher than the 9 sales last month. November 2010 sales were at their highest level compared to November of 2009 and 2008. November YTD sales of 174 are running 21.7% ahead of last year's year-to-date sales of 143.



**Prices**

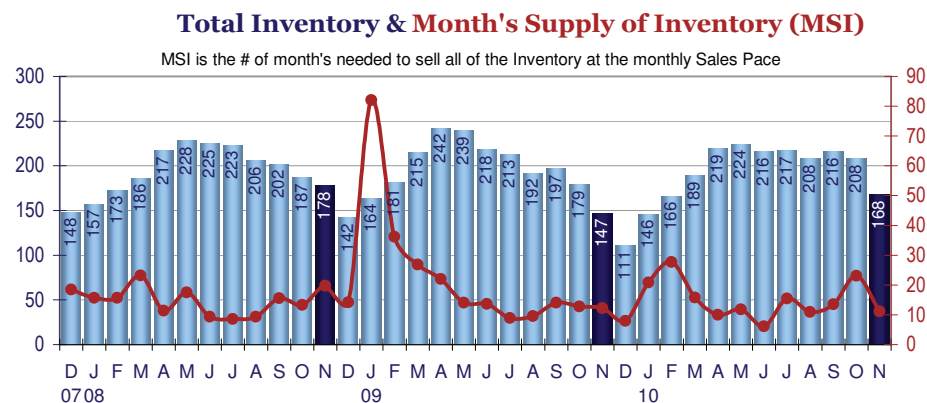
The Median Sales Price in November was \$760,000, up 18.6% from \$640,750 in November of 2009 and down 15.6% from \$900,000 last month. The Average Sales Price in November was \$808,667, up 31.3% from \$616,000 in November of 2009 and down 5.7% from \$857,389 last month. November 2010 ASP was at the highest level compared to November of 2009 and 2008.



**Inventory & MSI**

The Total Inventory of Properties available for sale as of November was 168, down 19.2% from 208 last month and up 14.3% from 147 in November of last year. November 2010 Inventory was at a mid level compared with November of 2009 and 2008.

A comparatively lower MSI is more beneficial for sellers while a higher MSI is better for buyers. The November 2010 MSI of 11.2 months was at its lowest level compared with November of 2009 and 2008.





**JUDYMICHAELIS**  
 Personal attention. Proven results.

COLDWELL BANKER  
 Residential Brokerage  
 472 Riverside Avenue  
 Westport, CT 06880

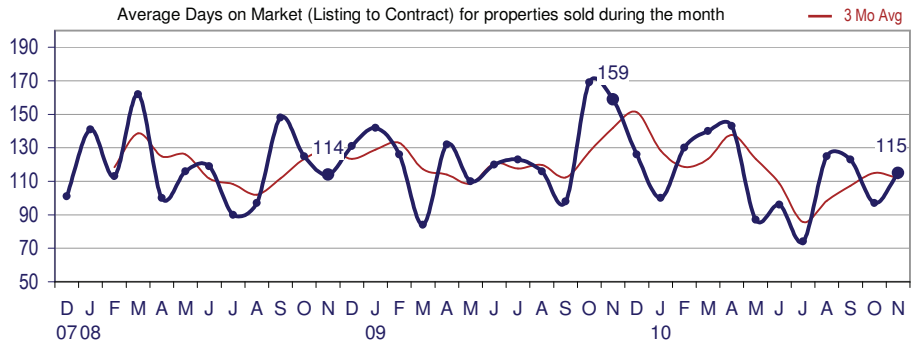
judym@optonline.net  
 www.judymichaelis.com  
 203.247.5000

Wilton, Connecticut  
 November 2010

**Market Time**

The average Days On Market (DOM) shows how many days the average Property is on the market before it sells. An upward trend in DOM tends to indicate a move towards more of a Buyer's market, a downward trend a move towards more of a Seller's market. The DOM for November was 115, up 18.6% from 97 days last month and down 27.7% from 159 days in November of last year. The November 2010 DOM was at a mid level compared with November of 2009 and 2008.

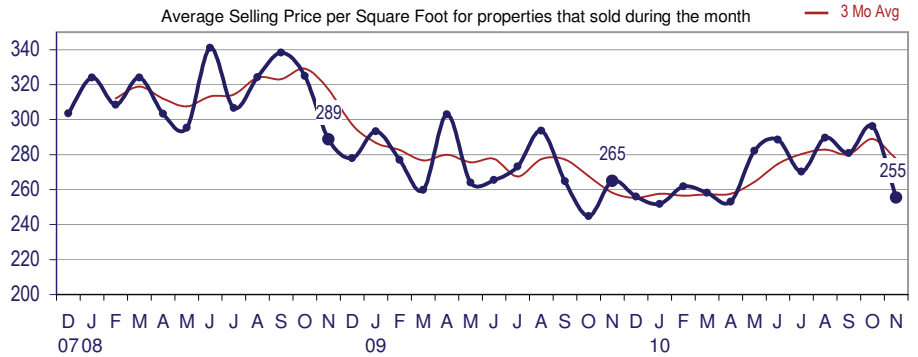
**Days On Market for Sold Properties**



**Selling Price per Square Foot**

The Selling Price per Square Foot is a great indicator for the direction of Property values. Since Median Sales Price and Average Sales price can be impacted by the 'mix' of high or low end Properties in the market, the selling price per square foot is a more normalized indicator on the direction of Property values. The November 2010 Selling Price per Square Foot of \$255 was down 13.8% from \$296 last month and down 3.6% from 265 in November of last year.

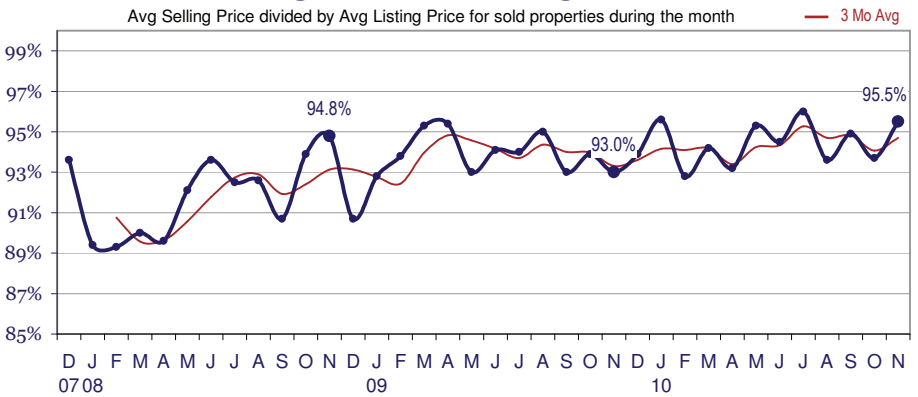
**Selling Price per Square Foot**



**Selling Price vs Original Listing Price**

The Selling Price vs Original Listing Price reveals the average amount that Sellers are agreeing to come down from their original list price. The lower the ratio is below 100% the more of a Buyer's market exists, a ratio at or above 100% indicates more of a Seller's market. The November 2010 Selling Price vs Original List Price of 95.5% was up from 93.7% last month and up from 93.0% in November of last year.

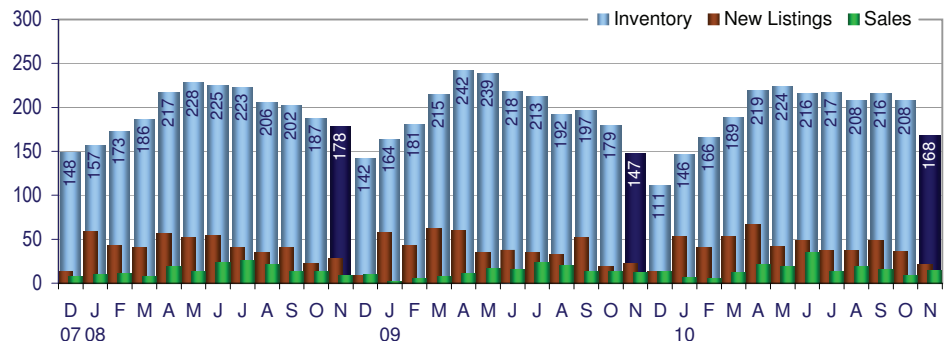
**Selling Price versus Listing Price Ratio**



**Inventory / New Listings / Sales**

This last view of the market combines monthly inventory of Properties for sale along with New Listings and Sales. The graph shows the basic annual seasonality of the market as well as the relationship between these items. The number of New Listings in November 2010 was 21, down 41.7% from 36 last month and down 8.7% from 23 in November of last year.

**Inventory / New Listings / Sales**





**JUDY MICHAELIS**  
 Personal attention. Proven results.

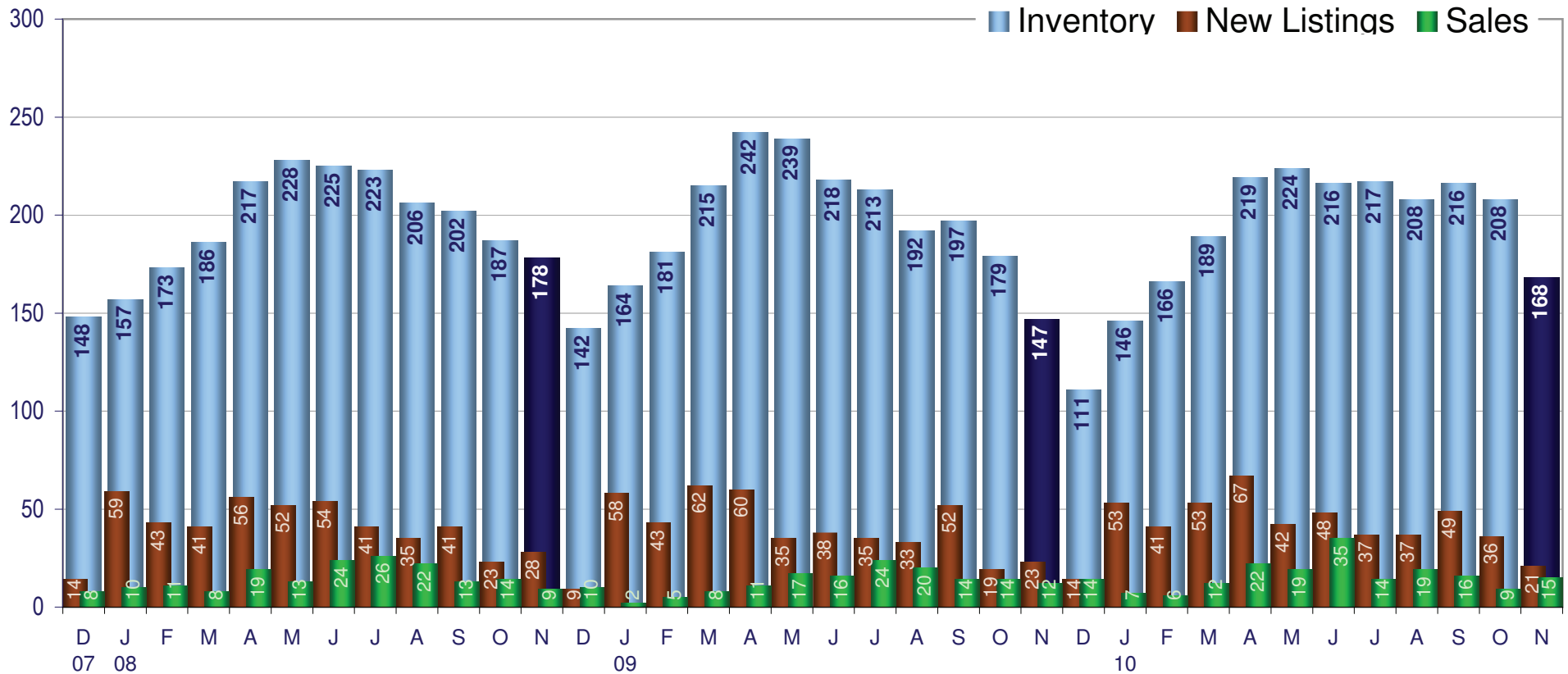
Wilton, Connecticut  
 November 2010

COLDWELL BANKER  
 Residential Brokerage  
 472 Riverside Avenue  
 Westport, CT 06880

judym@optonline.net  
 www.judymichaelis.com  
 203.247.5000

## Inventory / New Listings / Sales

This last view of the market combines monthly inventory of Properties for sale along with New Listings and Sales. The graph shows the basic annual seasonality of the market as well as the relationship between these items. The number of New Listings in November 2010 was 21, down 41.7% from 36 last month and down 8.7% from 23 in November of last year.



Copyright © Coldwell Banker Residential Brokerage | Price Range: All | Property Types: Single Family - Condo - TwnHm

Data is provided courtesy of Consolidated MLS and may not reflect all relevant real estate activity. Coldwell Banker Residential Brokerage does not warrant or guarantee the accuracy of this information. It is the responsibility of any buyer or seller to verify any and all information relevant to such consumer's real estate transaction.